

ANNOUNCING A NEW FLAGSHIP

VIKING TO LAUNCH A 92 CONVERTIBLE

Not so long ago, many experienced tournament skippers and anglers felt a boat over 70 feet was on the cusp of being too large to effectively compete on the tournament trail. But the Viking 74 Convertible launched in May 2004 proved differently. Fast forward to the fall 2008 when the launch of our 82 Convertible continued the upward trend demonstrating beyond any doubt that Viking hit another grand slam with its then new flagship. Now we approach the threshold of another amazing achievement, the Viking 92 Convertible, as we continue to lead the industry with new product and unrivaled innovation.

This new Viking convertible has a stunning profile that is both sleek and powerful with numerous motor yacht cues including dual mezzanine decks; one in the cockpit and the second on the main level after deck. The latter mezzanine

offers both rear facing lounge seating, along with a second seating area and a table for al fresco dining.


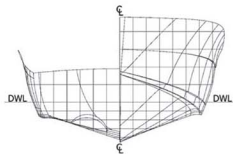

The yacht's interior is a showpiece of elegance and luxury. The 23-foot beam not only opens the salon but transforms it into a majestic living room with built-in furniture and plush appointments like a 60-inch flat screen television that rises on a lift out of the teak cabinetry. An L-shape island in the galley complements the work area and all countertops feature custom selected granite. A pair of walk-in pantries and a full day head are forward and characterize an excellent use of space. Nearby, a formal dining area accommodates eight guests in royal surroundings.

The 92 Convertible has six staterooms, each with its own private head and shower. The full beam master suite features a king size walk around bed, a walk-in closet, a dressing table, and his and her private facilities. Crew quarters are aft with access from the cockpit. Utilizing the full beam, the

crew area also includes a head with a shower, a small galley area, and upper and lower berths in a private cabin.

Propulsion choices include offerings by Caterpillar and MTU. The communication, navigation and entertainment electronic package will be designed and installed by Viking sister company, Atlantic Marine Electronics. The first Viking 92 Convertible will feature our exclusive enclosed bridge crowned with a custom tuna tower designed and fabricated by Palm Beach Towers, also a Viking subsidiary. Selecting our subsidiaries for standard and optional accessories allows us to deliver the 92 Convertible turnkey ready, a towering achievement in the Viking tradition of excellence. An Open Bridge version also will be available. Hull number one of this new series will premiere at the October 2014 Fort Lauderdale International Boat Show. We encourage you to contact your Viking dealer to learn more about this exciting new model and availability.

THE VIKING DIFFERENCE: EXPERIENCE AND PRIDE



PARTICULARS

LOA	93'-3"
LWL	81'-1"
BOA	24'-1"
BWL	19'-8"
DEADRISE@TRANSOM	11.9 DEG
DRAFT	5'-11"
FREEBOARD, FWD	10'-1"
FREEBOARD, AFT	3'-4"
DISPLACEMENT	205,000 LB
FUEL CAPACITY, STD	3,410 GAL
FUEL CAPACITY, OPT	4,018 GAL
WATER CAPACITY	4855 GAL
HOLDING CAPACITY	329 GAL
COCKPIT AREA	238 SQFT

vikings - YACHT COMPANY -
NEW GREETHA, NEW JERSEY

DESIGNER	VVS						
TITLE	92'C - LINES PLAN & PARTICULARS						
NO.	001	SCALE	NTS	SHEET	8	TOTAL	1
DATE	9/18/2012	ENGINEER	92LINESPLAN		REV	1	1


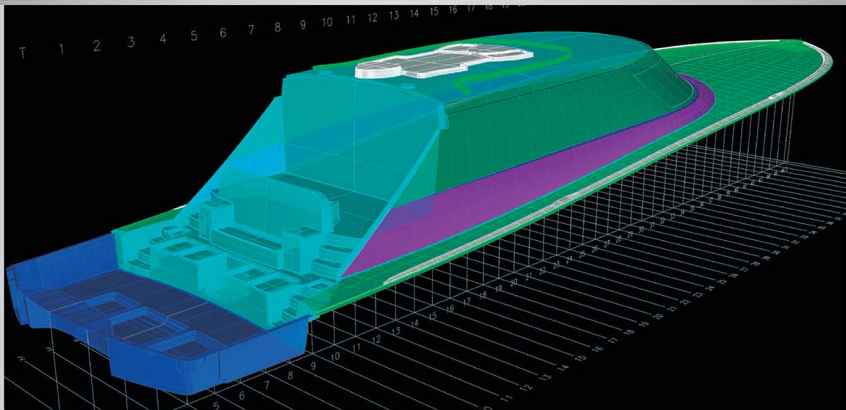
ALL DIMENSIONS TO BE VERIFIED BY FIELD SURVEYORS

This drawing is the property of Viking Yachts, Inc. and is not to be reproduced, stored in a retrieval system, or transmitted in any form or by any means, electronic, mechanical, photocopying, recording, or by any information storage and retrieval system, without the prior written permission of Viking Yachts, Inc.

VIKING
YACHTS

82 CONVERTIBLE





VIKING
YACHTS

82 CONVERTIBLE



VIKING
YACHTS

92 CONVERTIBLE



VIKING
YACHTS

VIKING
YACHTS


82 ENCLOSED BRIDGE

092 | EB
092 | EB



VIKING
YACHTS

92 CONVERTIBLE



VIKING
YACHTS

92 ENCLOSED BRIDGE



VIKING
YACHTS

92 CONVERTIBLE



92
92
92

VIKING
YACHTS

82 ENCLOSED BRIDGE



82 | EB
05 | EB



VIKING
YACHTS

82 CONVERTIBLE





VIKING
YACHTS

92 CONVERTIBLE





VIKING
YACHTS

82 CONVERTIBLE



SPECIFICATION HIGHLIGHTS

CONSTRUCTION

- Awlgrip brass thru hulls and sea strainers
- Awlgrip engine room, lazarette, forward bilge and anchor locker
- High gloss teak interior finish throughout
- Hull Infused using Baltek End Grain balsa, Airex Foam core with Aramid and E-Glass Hybrid fiberglass laminates
- Infused fiberglass fuel, water and holding tanks with fiberglass baffles inside and balsa coring on sides for stiffness, sealed to hull with a resin foam
- Propeller pockets
- Vacuum bagged composite structural bulkheads

MECHANICAL

- Air Conditioning—chilled water, 12 tons single unit, zoned with reverse cycle heat and make up air handler for complete climate control throughout the interior and with individual temperature controls for staterooms and salon
- Bow thruster hydraulic with controls in single lever handles on open flybridge or joy stick on enclosed flybridge
- Centralized sea-water system with dual pumps
- "Delta T" engine room ventilation system with thermostatically controlled supply and discharge fans
- Dual stage variable speed 110v A/C fresh water system with on deck fresh water fill and cockpit dockside supply inlet with pressure reducing valve
- Eskimo Ice Machine—#520 GPD with discharge into cockpit sole
- Hydraulic bilge pump with manifold to forward, engine room, and cockpit bilges
- VIPER—(Viking Independent Programmable Electro-hydraulic Rudder) steering system with electronic interface for additional stations and future Auto Pilot
- Water maker, 1800 GPD w/auto backflush and integrated onto Octoplex control system

ELECTRICAL

- ASEA Power Systems Shore power converter capable of receiving 3 Phase, single phase 50hz and 60 hz shore power connection
- Batteries, (3) independent 24 volt banks and (1) independent 12V bank mounted in fiberglass storage boxes, maintenance free
- Battery chargers, (4) with thermal cutoff and switching system for complete integration
- Color-coded, labeled and numbered wiring system with corresponding drawings
- Dimmers, DC interior LED lighting throughout excluding the companionway
- Generators, Diesel—(2) 40 KW Onan E-QD (electronic quiet diesel) Series, user-friendly with electronic governing allowing voltage and electronic frequency control
- Glendinning cablingmaster (2) with 3 wire grounded chord
- Lighting, overhead LED lights recessed in ceiling and rope style décor lights concealed by teak valances, 24 VDC
- Master electrical control provided via power distribution system utilizing a Can Bus control for AC/DC remote breaker electrical systems. Complete system control and monitoring provided by 3 integrated touch screen controls—(1) located at salon main entrance and (1) at the flybridge helm, (1) located at crew quarter entrance and (1) located at master stateroom

FLYING BRIDGE OPEN (STANDARD)

- 24 volt and 12 volt DC dedicated power system to flybridge electronics
- Center console walk-around helm with electronic storage
- Custom helm pod with single lever electronic controls
- Electronic trolling valve controls with auto troll
- Freezers (2), top-loading, forward of console for bait and food storage
- Touch screen control monitor with audible and visible alarms: fire, engine room temperature, high bilge water, high exhaust temperature, generator and tank monitors as well as confirming correct system operation

- Recessed electronics box in console for custom electronics package, easily viewable and protected by acrylic fitted lid with gasket and stainless steel gas pistons
- Recessed radio boxes, large radio boxes on port and starboard sides of console with switch panel inside
- Refrigerated top-loading chill box aft end of port bench seat
- Side by Side aft facing barrel seating on aft overhang
- Sink with spray head aft end of starboard bench seat

FLYING BRIDGE ENCLOSED (OPTIONAL)

- Aft control station—center console style with full engine controls, port and stbd radio box for switches and recessed electronics. Teak pod with single lever controls and stainless steel steering wheel.
 - Side by side aft facing barrel seating on overhang
 - Air conditioning with reverse cycle heat, temperature control and dehumidification mode. Additional 6 ton unit provided with Enclosed Bridge
 - Companion seats, port and starboard jump seats with footrests and storage underneath seats
 - Defoggers
 - L-shaped lounge on raised floor with storage underneath
 - Touch screen control monitor with audible and visible alarms: fire, engine room temperature, high bilge water, high exhaust temperature, generator and tank monitors as well as confirming correct system operation
 - Stidd helm chair, black, ultra-leather, adjustable with footrest
 - TV, Flat screen on lift mechanism
 - Under counter drawer style refrigerator/freezer with ice maker
- ## AFT DECK LOUNGE
- Air conditioning supply in overhead
 - Escape Hatch for aft crew state room located port under bridge

- Electric, sliding salon doors—molded fiberglass with frameless window and walnut interior
- Large lounge seating with removable cushions and storage underneath
- Staircase located port and starboard for access to mezzanine and cockpit
- Teak table with adjustable Stainless Steel pedestal

COCKPIT AND MEZZANINE

- Access hatch to aft mechanical room, weather light crew quarter door and engine room
- Lower mezzanine storage—Larger freezer (port), refrigerated under mount box for ice storage, insulated (ive well) (stbd)
- Molded fiberglass stairs Port and Starboard for access to mezzanine and upper lounge deck
- Observation mezzanine with centerline aft facing lounge seating with Sunbrella covered cushions, hinged seats with storage under lounge area.
- Refrigerated drink box under-mounted at top of stairs, port and starboard
- Tackle cabinets with pullout drawers port and starboard of bench seating
- Transom mounted fishbox, plumbed for livewell with drain and insulated for optional ice dump
- Y-valve fresh and salt water wash down

AFT CREW STATEROOM

- Access via mezzanine and machinery room with weather tight swing door
- Air conditioning/heat with temperature control
- Engine room access door with window
- Private head with sink and stall shower and linen storage
- TV flat screen

SALON

- Air conditioning with reverse cycle heat that circulates from concealed registers behind the valances to maximize comfort while minimizing noise and drafts—individual temperature control

- Cocktail tables, mappa burl, high-gloss finish-hi/low
- Electric, sliding salon doors—molded fiberglass with frameless window and walnut interior
- Free standing upholsters chairs (2) for additional seating
- Home theater center with flat screen TV on a raise and lower mechanism with antenna or cable hook-up, and Bose system with custom surround sound
- L-Shaped lounge (2), divided by storage cabinet and storage underneath
- Wet bar with sink and Ice maker

GALLEY/DINETTE

- Dishwasher
- Electric range, 4-burner cook top, surface-mounted with oven below
- Free standing dining table and chairs with seating for up to 8 guests
- Large wrap around galley with refrigeration and freezers, custom granite, level 1 countertop and bar stools with overhang for bar stool area
- Trash compactor lower galley

CAPTIONWAY

- Access to pantry forward of galley
- Access to day head forward of dining area
- Central vacuum unit connection with accessories
- Laundry center with full size stackable washer and dryer behind teak door

DAY HEAD

- Forward port side forward or dinette
- Head countertop, custom granite, level 1
- Under mount sink with satin nickel faucet

MASTER STATEROOM (MID SHIP)

- Credenza forward of king size bed with drawer storage
- Entertainment center, FM/DVD surround sound system with subwoofer
- King-size, walk-around fore and aft bed with Viking Slumber 8 upgraded mattress, "Handcraft" innerspring with pillow top

- Large walk in closet
- Port and starboard port lights
- Port and starboard side credenza with drawer storage
- Vanity/desk with stool

MASTER HEAD

- Head countertops, custom granite, level 1 with sink and satin nickel faucet
- His and Her head and vanity areas with separate toilets, sinks and access from stateroom
- Large shower with glass enclosure and access from both port and starboard head areas with satin nickel hardware and molded fiberglass seat
- Linen storage
- Medicine cabinets with mirrored doors

GUEST STATEROOM (FORWARD/PORT)

- Hanging locker, teak, maple-lined and spacious
- Mattress Viking Slumber 6, "Handcraft" innerspring
- Private head with stall shower
- Side by side bunks with storage underneath, separated by night stand
- TV, flat screen

GUEST STATEROOM (STARBOARD)

- Hanging locker, maple-lined with bar for hanging clothes
- Private head with stall shower
- Queen-size walk-around bed with Viking Slumber 6 upgraded mattress, "Handcraft" innerspring and lift up top with gas pistons and cedar-lined storage underneath
- Flat screen TV on forward bulkhead

GUEST STATEROOM (FORWARD)

- Hanging locker, teak, maple-lined and spacious
- Private head with stall shower
- Queen-size walk-around bed with Viking Slumber 6 upgraded mattress, "Handcraft" innerspring and lift up top with gas pistons and cedar-lined storage underneath
- TV, flat screen

GUEST HEADS

- Head countertop, custom granite, level 1
- Medicine cabinet with mirrored doors
- One-piece custom frameless shower door

CAPTAIN'S STATEROOM AND HEAD (PORT)

- Full size aftership bed with Viking Slumber 6 upgraded mattress, "Handcraft" innerspring and lift up top with gas pistons and cedar-lined storage underneath
- Hanging locker, teak, maple-lined and spacious
- Head countertop, custom granite, level 1
- Medicine cabinet with mirrored doors
- Private head with stall shower
- Upper port and starboard storage lockers onboard
- TV, flat screen

DECORATOR

- Baby Ostrich upgraded headliner throughout boat
- Designer fabrics
- Fabrica carpet, nylon fibers with Scotchguard protection and stain release
- Hunter Douglas silhouette, wood, or duette blinds
- Ultra-leather sofas in salon and master stateroom and dinette

MISCELLANEOUS

- Anchor—225lb Manson
- Anchor rode, 300' with 12' of chain
- Bow rail, anodized aluminum, brushed finish
- Custom anchor locker with windlass and anchor storage in bow stem
- Shore cord, 100 amp to 50 amp smart Y
- Viking Prestige Décor package

92 CONVERTIBLE

LENGTH OVERALL ¹	93 ft. 3 in.	28.42 m
LENGTH OVERALL ¹ (w/bow pulpit)	98 ft. 7 in.	30.05 m
LENGTH WATERLINE ²	81 ft. 1 in.	24.71 m
BEAM OVERALL ¹	24 ft. 1 in.	7.34 m
BEAM WATERLINE ¹	19 ft. 8 in.	5.99 m
DEADRISE @ TRANSOM	11.9 degrees	
DRAFT ²	5 ft. 11 in.	1.80 m
FREEBOARD, FORWARD ²	10 ft. 1 in.	3.07 m
FREEBOARD, AFT ²	3 ft. 4 in.	1.02 m
HEIGHT, WATERLINE TO TOP OF ²	Flybridge Hardtop Masthead Light 24 ft. 6 in. 7.47 m	
	Flybridge Hardtop 22 ft. 1 in. 6.73 m	
	Flybridge Console 18 ft. 6 in. 5.64 m	
DISPLACEMENT ²	205,000 lbs.	92,986 kg
FUEL CAPACITY (Standard)	3,410 gals.	12,908 l
FUEL CAPACITY (Optional)	4,018 gals.	15,210 l
WATER CAPACITY	485 gals.	1,836 l
HOLDING CAPACITY	329 gals.	1,245 l
COCKPIT & MEZZANINE AREA	238 sq.ft.	22.1 sq.ft.

¹ Overall dimensions include Rub Rail² Delivery condition w/ standard fuel & water (optional equipment & customer gear will affect values)

WORLD PREMIERE FALL 2014

